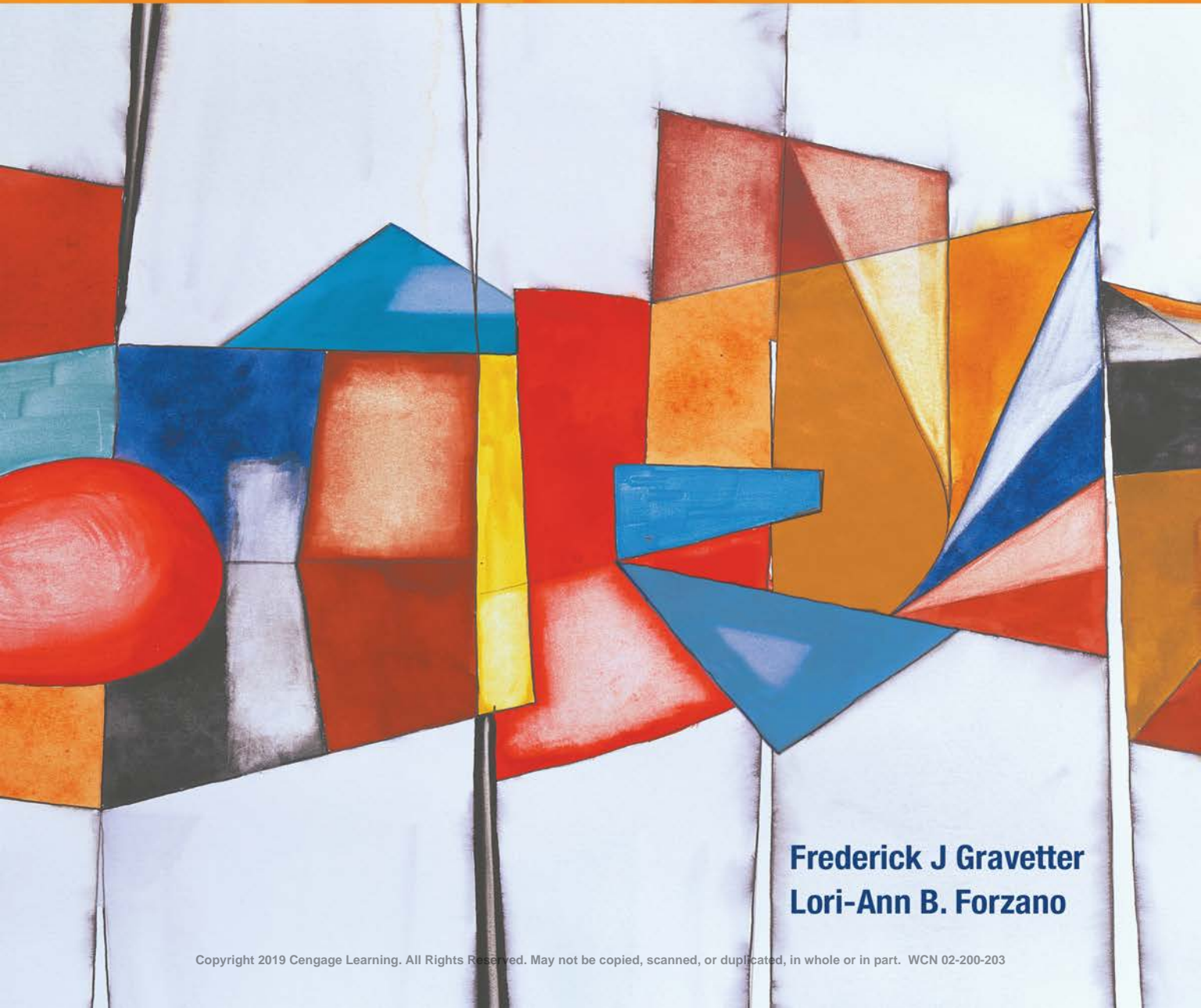
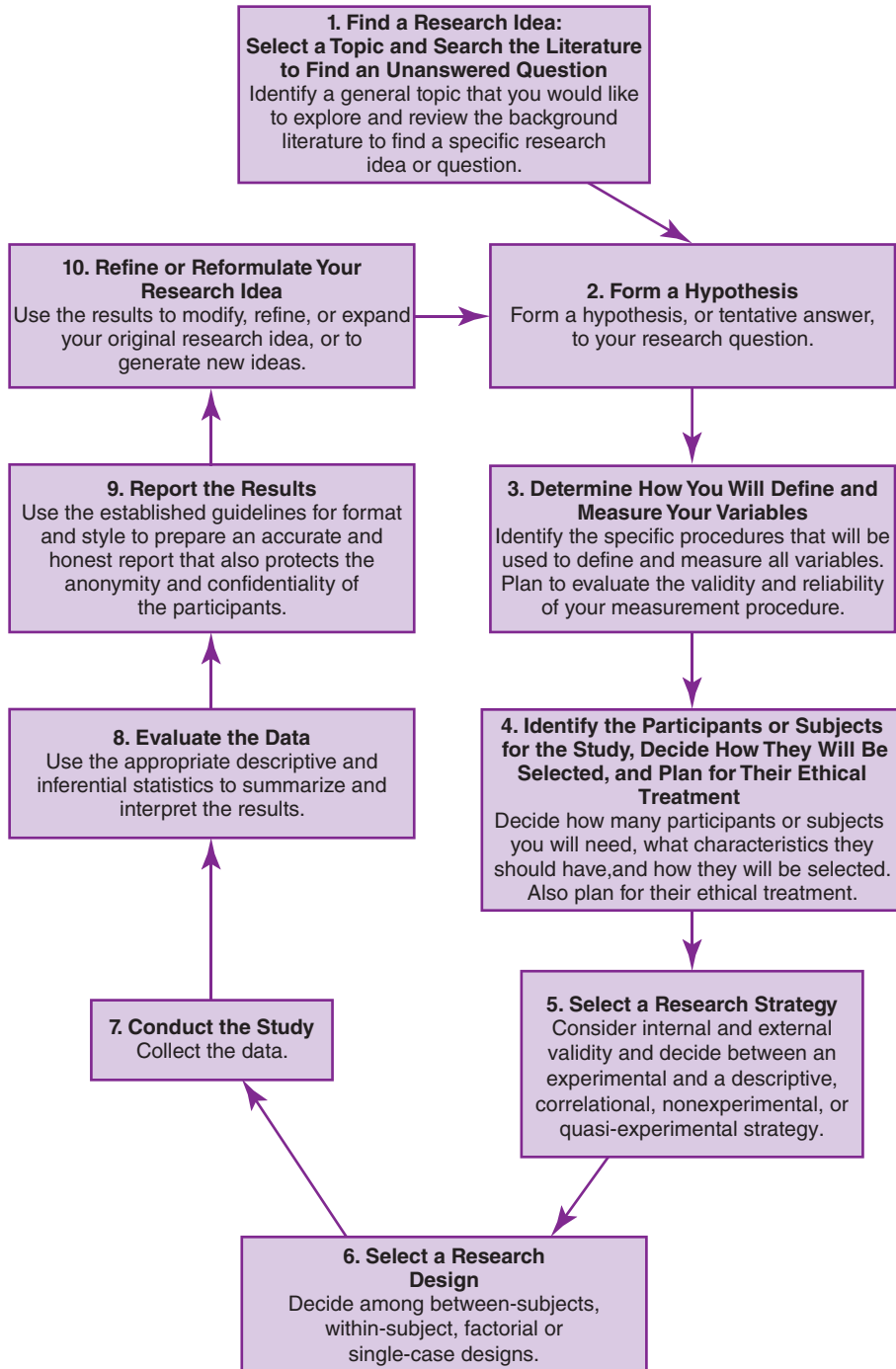


RESEARCH METHODS for the BEHAVIORAL SCIENCES

6e



Frederick J Gravetter
Lori-Ann B. Forzano




The Steps in the Research Process

EDITION

6

Research Methods FOR THE Behavioral Sciences



© Nathan Jasowiak / Shutterstock

FREDERICK J GRAVETTER

The College at Brockport, State University of New York

LORI-ANN B. FORZANO

The College at Brockport, State University of New York



Australia • Brazil • Mexico • Singapore • United Kingdom • United States

This is an electronic version of the print textbook. Due to electronic rights restrictions, some third party content may be suppressed. Editorial review has deemed that any suppressed content does not materially affect the overall learning experience. The publisher reserves the right to remove content from this title at any time if subsequent rights restrictions require it. For valuable information on pricing, previous editions, changes to current editions, and alternate formats, please visit www.cengage.com/highered to search by ISBN#, author, title, or keyword for materials in your areas of interest.

Important Notice: Media content referenced within the product description or the product text may not be available in the eBook version.

***Research Methods for the Behavioral
Sciences, Sixth Edition***
Frederick J. Gravetter and Lori-Ann B. Forzano

Product Director: Marta Lee-Perriard

Product Manager: Andrew Ginsberg

Project Manager: Jennifer Ziegler

Content Developer: Tangelique Williams-Grayer

Product Assistant: Leah Jenson

Marketing Manager: Heather Thompson

Production Management, and Composition:
Lumina Datamatics, Inc.

Manufacturing Planner: Karen Hunt

Senior Art Director: Vernon Boes

Cover Image: clivewa / Shutterstock.com

Intellectual Property

Analyst: Deanna Ettinger

Project Manager: Betsy Hathaway

© 2018, 2016 Cengage Learning, Inc.

Unless otherwise noted, all content is © Cengage.

ALL RIGHTS RESERVED. No part of this work covered by the copyright herein may be reproduced or distributed in any form or by any means, except as permitted by U.S. copyright law, without the prior written permission of the copyright owner.

For product information and technology assistance, contact us at
Cengage Customer & Sales Support, 1-800-354-9706.

For permission to use material from this text or product, submit all requests online at www.cengage.com/permissions.
Further permissions questions can be e-mailed to
permissionrequest@cengage.com.

Library of Congress Control Number: 2017950596

Student Edition: ISBN: 978-1-337-61331-6

Loose-leaf Edition: ISBN: 978-1-337-61955-4

Cengage

20 Channel Center Street
Boston, MA 02210
USA

Cengage is a leading provider of customized learning solutions with employees residing in nearly 40 different countries and sales in more than 125 countries around the world. Find your local representative at www.cengage.com.

Cengage products are represented in Canada by
Nelson Education, Ltd.

To learn more about Cengage platforms and services, visit
www.cengage.com.

To register or access your online learning solution or purchase materials for your course, visit www.cengagebrain.com.

Printed in the United States of America
Print Number: 01 Print Year: 2017

BRIEF CONTENTS

Preface xvii

About the Authors xxv

- 1** Introduction, Acquiring Knowledge, and the Scientific Method 1
 - 2** Research Ideas and Hypotheses 29
 - 3** Defining and Measuring Variables 51
 - 4** Ethics in Research 81
 - 5** Selecting Research Participants 109
 - 6** Research Strategies and Validity 127
 - 7** The Experimental Research Strategy 157
 - 8** Experimental Designs: Between-Subjects Design 185
 - 9** Experimental Designs: Within-Subjects Design 211
 - 10** The Nonexperimental and Quasi-Experimental Strategies:
Nonequivalent Group, Pre–Post, and Developmental Designs 237
 - 11** Factorial Designs 265
 - 12** The Correlational Research Strategy 295
 - 13** The Descriptive Research Strategy 313
 - 14** Single-Case Experimental Research Designs 341
 - 15** Statistical Evaluation of Data 373
 - 16** Writing an APA-Style Research Report 421
- APPENDICES
- A** Random Number Table and Instruction 449
 - B** Statistics Demonstrations and Statistical Tables 453
 - C** Instructions for Using SPSS 481
 - D** Sample APA-Style Research Report Manuscript for Publication 501
- Glossary 511
References 525
Name Index 533
subject Index 535

Preface xvii
About the Authors xxv

CHAPTER 1 Introduction, Acquiring Knowledge, and the Scientific Method 1



CHAPTER LEARNING OBJECTIVES 1

CHAPTER OVERVIEW 2

1.1 Methods of Knowing and Acquiring Knowledge 2

The Method of Tenacity 3
The Method of Intuition 3
The Method of Authority 4
The Rational Method 6
The Empirical Method 7
Summary 9

1.2 The Scientific Method 10

The Steps of the Scientific Method 11
Other Elements of the Scientific Method 14
Science versus Pseudoscience 17

1.3 The Research Process 18

Quantitative and Qualitative Research 18
The Steps of the Research Process 19


Chapter Summary 26

Key Words 26

Exercises 27

Learning Check Answers 27

CHAPTER 2 Research Ideas and Hypotheses 29



CHAPTER LEARNING OBJECTIVES 29

CHAPTER OVERVIEW 30

2.1 Getting Started: Identifying a Topic Area 31

Common Sources of Research Topics 31

2.2 Searching the Existing Research Literature in a Topic Area 33

	Tips for Starting a Review of the Literature	34
	Primary and Secondary Sources	36
	The Purpose of a Literature Search	37
	Conducting a Literature Search	37
	Using Online Databases	39
	Using PsycINFO	39
	Screening Articles during a Literature Search	40
	Ending a Literature Search	41
2.3	Finding an Idea for a Research Study from a Published Research Article	42
	Find Suggestions for Future Research	42
	Combine or Contrast Existing Results	42
	The Components of a Research Article—Critical Reading	42
2.4	Using a Research Idea to Form a Hypothesis and Create a Research Study	45
	Characteristics of a Good Hypothesis	45
	Using a Hypothesis to Create a Research Study	48
	Chapter Summary	49
	Key Words	49
	Exercises	49
	Learning Check Answers	50

CHAPTER 3 Defining and Measuring Variables

51



CHAPTER LEARNING OBJECTIVES 51

CHAPTER OVERVIEW 52

3.1	Constructs and Operational Definitions	52
	Theories and Constructs	53
	Operational Definitions	54
	Limitations of Operational Definitions	54
	Using Operational Definitions	55
3.2	Validity and Reliability of Measurement	56
	Consistency of a Relationship	57
	Validity of Measurement	58
	Reliability of Measurement	61
	The Relationship between Reliability and Validity	64
3.3	Scales of Measurement	65
	The Nominal Scale	66
	The Ordinal Scale	66
	Interval and Ratio Scales	66
	Selecting a Scale of Measurement	68
3.4	Modalities of Measurement	69
	Self-Report Measures	70
	Physiological Measures	70
	Behavioral Measures	70

3.5 Other Aspects of Measurement 72

Multiple Measures 72

Sensitivity and Range Effects 72

Artifacts: Experimenter Bias and Participant Reactivity 73

Selecting a Measurement Procedure 77

Chapter Summary 78**Key Words 78****Exercises 79****Learning Check Answers 80****CHAPTER 4 Ethics in Research****81****CHAPTER LEARNING OBJECTIVES 81****CHAPTER OVERVIEW 82****4.1 Introduction 83**

Ethical Concerns Throughout the Research Process 83

The Basic Categories of Ethical Responsibility 84

4.2 Ethical Issues and Human Participants in Research 84

Historical Highlights of Treatment of Human Participants 84

American Psychological Association Guidelines 87

The Institutional Review Board 97

4.3 Ethical Issues and Nonhuman Subjects in Research 99

Historical Highlights of Treatment of Nonhuman Subjects 100


American Psychological Association Guidelines 100

The Institutional Animal Care and Use Committee 101

4.4 Ethical Issues and Scientific Integrity 102

Fraud in Science 102

Plagiarism 104

Chapter Summary 106**Key Words 106****Exercises 107****Learning Check Answers 107****CHAPTER 5 Selecting Research Participants****109****CHAPTER LEARNING OBJECTIVES 109****CHAPTER OVERVIEW 110****5.1 Introduction to Sampling 110**

Populations and Samples 111

Representative Samples 113

Sample Size 113

Sampling Basics 115

- 5.2 Probability Sampling Methods 116**
 - Simple Random Sampling 116
 - Systematic Sampling 118
 - Stratified Random Sampling 118
 - Proportionate Stratified Random Sampling 120
 - Cluster Sampling 120
 - Combined-Strategy Sampling 121
 - A Summary of Probability Sampling Methods 121
- 5.3 Nonprobability Sampling Methods 122**
 - Convenience Sampling 122
 - Quota Sampling 123
 - Chapter Summary 125**
 - Key Words 125**
 - Exercises 126**
 - Learning Check Answers 126**

CHAPTER 6 Research Strategies and Validity

127



CHAPTER LEARNING OBJECTIVES 127

CHAPTER OVERVIEW 128

- 6.1 Research Strategies 129**
 - The Descriptive Research Strategy: Examining Individual Variables 130
 - Strategies That Examine Relationships between Variables 130
 - The Correlational Research Strategy: Measuring Two Variables for Each Individual 131
 - Comparing Two or More Sets of Scores: The Experimental, Quasi-Experimental, and Nonexperimental Research Strategies 132
 - Nonexperimental and Correlational Research 134
 - Research Strategy Summary 135
 - Research Strategies, Research Designs, and Research Procedures 136
 - Data Structures and Statistical Analysis 137
 - Summary 138
- 6.2 External and Internal Validity 138**
 - External Validity 139
 - Internal Validity 140
 - Validity and the Quality of a Research Study 141
- 6.3 Threats to External Validity 142**
 - Category 1: Generalizing across Participants or Subjects 142
 - Category 2: Generalizing across Features of a Study 144
 - Category 3: Generalizing across Features of the Measures 145

- 6.4 Threats to Internal Validity 147**
 - Extraneous Variables 147
 - Confounding Variables 148
 - Extraneous Variables, Confounding Variables, and Internal Validity 148
- 6.5 More about Internal and External Validity 152**
 - Balancing Internal and External Validity 152
 - Artifacts: Threats to Both Internal and External Validity 152
 - Exaggerated Variables 153
 - Validity and Individual Research Strategies 153
 - Chapter Summary 154**
 - Key Words 155**
 - Exercises 155**
 - Learning Check Answers 156**

CHAPTER 7 The Experimental Research Strategy 157



CHAPTER LEARNING OBJECTIVES 157

CHAPTER OVERVIEW 158

- 7.1 Cause-and-Effect Relationships 159**
 - Terminology for the Experimental Research Strategy 160
 - Causation and the Third-Variable Problem 162
 - Causation and the Directionality Problem 162
 - Controlling Nature 163
- 7.2 Distinguishing Elements of an Experiment 164**
 - Manipulation 165
 - Control 167
 - Extraneous Variables and Confounding Variables 168
- 7.3 Controlling Extraneous Variables 170**
 - Control by Holding Constant or Matching 170
 - Control by Randomization 172
 - Comparing Methods of Control 173
 - Advantages and Disadvantages of Control Methods 174
- 7.4 Control Conditions and Manipulation Checks 174**
 - Control Conditions 175
 - Manipulation Checks 177
- 7.5 Increasing External Validity: Simulation and Field Studies 178**
 - Simulation 179
 - Field Studies 180
 - Advantages and Disadvantages of Simulation and Field Studies 180
 - Chapter Summary 181**
 - Key Words 182**
 - Exercises 182**
 - Learning Check Answers 183**

CHAPTER 8 Experimental Designs: Between-Subjects Design 185



CHAPTER LEARNING OBJECTIVES 185

CHAPTER OVERVIEW 186

- 8.1 Introduction to Between-Subjects Experiments 186**
 - Review of the Experimental Research Strategy 187
 - Characteristics of Between-Subjects Designs 187
 - Advantages and Disadvantages of Between-Subjects Designs 189
- 8.2 Individual Differences as Confounding Variables 191**
 - Other Confounding Variables 191
 - Equivalent Groups 192
- 8.3 Limiting Confounding by Individual Differences 193**
 - Random Assignment (Randomization) 193
 - Matching Groups (Matched Assignment) 194
 - Holding Variables Constant or Restricting Range of Variability 195
 - Summary and Recommendations 195
- 8.4 Individual Differences and Variability 196**
 - Differences between Treatments and Variance within Treatments 198
 - Minimizing Variance within Treatments 199
 - Summary and Recommendations 200
- 8.5 Other Threats to Internal Validity of Between-Subjects Experimental Designs 201**
 - Differential Attrition 202
 - Communication between Groups 202
- 8.6 Applications and Statistical Analyses of Between-Subjects Designs 204**
 - Two-Group Mean Difference 204
 - Comparing Means for More Than Two Groups 205
 - Comparing Proportions for Two or More Groups 206
 - Chapter Summary 208
 - Key Words 208
 - Exercises 208
 - Learning Check Answers 209

CHAPTER 9 Experimental Designs: Within-Subjects Design 211



CHAPTER LEARNING OBJECTIVES 211

CHAPTER OVERVIEW 212

- 9.1 Within-Subjects Experiments and Internal Validity 212**
 - Characteristics of Within-Subjects Designs 212
 - Threats to Internal Validity of Within-Subjects Experiments 214

Separating Time-Related Factors and Order Effects	217
Order Effects as a Confounding Variable	217
9.2 Dealing with Time-Related Threats and Order Effects	219
Controlling Time	220
Switch to a Between-Subjects Design	220
Counterbalancing: Matching Treatments with Respect to Time	220
Limitations of Counterbalancing	222
9.3 Comparing Within-Subjects and Between-Subjects Designs	225
Advantages of Within-Subjects Designs	225
Disadvantages of Within-Subjects Designs	229
Choosing Within- or Between-Subjects Design	231
Matched-Subjects Designs	231
9.4 Applications and Statistical Analysis of Within-Subjects Designs	233
Two-Treatment Designs	233
Multiple-Treatment Designs	234
Chapter Summary	235
Key Words	235
Exercises	236
Learning Check Answers	236

CHAPTER 10 The Nonexperimental and Quasi-Experimental Strategies: Nonequivalent Group, Pre–Post, and Developmental Designs 237



CHAPTER LEARNING OBJECTIVES 237

CHAPTER OVERVIEW 238

10.1 Nonexperimental and Quasi-Experimental Research Strategies	239
The Structure of Nonexperimental and Quasi-Experimental Designs	240
10.2 Between-Subjects Nonexperimental and Quasi-Experimental Designs: Nonequivalent Group Designs	242
Threats to Internal Validity for Nonequivalent Group Designs	243
Nonexperimental Designs with Nonequivalent Groups	244
A Quasi-Experimental Design with Nonequivalent Groups	247
10.3 Within-Subjects Nonexperimental and Quasi-Experimental Designs: Pre–Post Designs	249
Threats to Internal Validity for Pre–Post Designs	250
A Nonexperimental Pre–Post Design	250
A Quasi-Experimental Pre–Post Design	251
Single-Case Applications of Time-Series Designs	253

10.4 Developmental Research Designs 254

- The Cross-Sectional Developmental Research Design 254
- The Longitudinal Developmental Research Design 257

10.5 Applications, Statistical Analysis, and Terminology for Nonexperimental, Quasi-Experimental, and Developmental Designs 260

- Application and Analysis 260
- Terminology in Nonexperimental, Quasi-Experimental, and Developmental Designs 261

Chapter Summary 262

Key Words 263

Exercises 263

Learning Check Answers 264

CHAPTER 11 Factorial Designs

265



CHAPTER LEARNING OBJECTIVES 265

CHAPTER OVERVIEW 266

11.1 Introduction to Factorial Designs 267

11.2 Main Effects and Interactions 269

- Main Effects 270
- The Interaction between Factors 271
- Alternative Views of the Interaction between Factors 272
- Identifying Interactions 274
- Interpreting Main Effects and Interactions 274
- Independence of Main Effects and Interactions 276

11.3 Types of Factorial Designs and Analysis 277

- Between-Subjects and Within-Subjects Designs 278
- Experimental and Nonexperimental or Quasi-Experimental Research Strategies 279
- Pretest–Posttest Control Group Designs 281
- Higher-Order Factorial Designs 282
- Statistical Analysis of Factorial Designs 283

11.4 Applications of Factorial Designs 284

- Expanding and Replicating a Previous Study 284
- Reducing Variance in Between-Subjects Designs 285
- Evaluating Order Effects in Within-Subjects Designs 286

Chapter Summary 292

Key Words 293

Exercises 293

Learning Check Answers 294

CHAPTER 12 The Correlational Research Strategy 295



CHAPTER LEARNING OBJECTIVES 295

CHAPTER OVERVIEW 296

12.1 An Introduction to Correlational Research 296

Comparing Correlational, Experimental, and Differential Research 297

12.2 The Data and Statistical Analysis for Correlational Studies 298

Evaluating Relationships for Numerical Scores (Interval or Ratio Scales) and Ranks (Ordinal Scale) 299

Evaluating Relationships for Non-Numerical Scores from Nominal Scales 301

Interpreting and Statistically Evaluating a Correlation 303

12.3 Applications of the Correlational Strategy 305

Prediction 305

Reliability and Validity 306

Evaluating Theories 306

12.4 Strengths and Weaknesses of the Correlational Research Strategy 307

Relationships with More Than Two Variables 309

Chapter Summary 311

Key Words 311

Exercises 311

Learning Check Answers 312

CHAPTER 13 The Descriptive Research Strategy 313



CHAPTER LEARNING OBJECTIVES 313

CHAPTER OVERVIEW 314

13.1 An Introduction to Descriptive Research 314

13.2 The Observational Research Design 315

Behavioral Observation 316

Content Analysis and Archival Research 318

Types of Observation and Examples 318

Strengths and Weaknesses of Observational Research Designs 321

13.3 The Survey Research Design 322

Types of Questions 324

Constructing a Survey 327

Selecting Relevant and Representative Individuals 328

Administering a Survey 329
Strengths and Weaknesses of Survey Research 332

13.4 The Case Study Design 334

Applications of the Case Study Design 334
Strengths and Weaknesses of the Case Study Design 336

Chapter Summary 338

Key Words 338

Exercises 338

Learning Check Answers 339

CHAPTER 14 Single-Case Experimental Research Designs 341



CHAPTER LEARNING OBJECTIVES 341

CHAPTER OVERVIEW 342

14.1 Introduction 343

Critical Elements of a Single-Case Experimental Design 344
Evaluating the Results from a Single-Case Study 344

14.2 Phases and Phase Changes 346

Level, Trend, and Stability 347
Changing Phases 350
Visual Inspection Techniques 351

14.3 Reversal Designs: ABAB and Variations 355

Limitations of the ABAB Design 357
Variations on the ABAB Design: Creating More Complex
Phase-Change Designs 358

14.4 Multiple-Baseline Designs 361

Characteristics of a Multiple-Baseline Design 361
Component Analysis Designs 364
Rationale for the Multiple-Baseline Design 365
Strengths and Weaknesses of the Multiple-Baseline Design 366

**14.5 General Strengths and Weaknesses
of Single-Case Designs 368**

Advantages of Single-Case Designs 369
Disadvantages of Single-Case Designs 369

Chapter Summary 371

Key Words 372

Exercises 372

Learning Check Answers 372

CHAPTER 15 Statistical Evaluation of Data

373



CHAPTER LEARNING OBJECTIVES 373

CHAPTER OVERVIEW 374

15.1 The Role of Statistics in the Research Process 374

- Planning Ahead 375
- Statistics Terminology 375

15.2 Descriptive Statistics 377

- Frequency Distributions 377
- Describing Interval and Ratio Data (Numerical Scores) 379
- Describing Non-Numerical Data from Nominal and Ordinal Scales of Measurement 381
- Using Graphs to Compare Groups of Scores 382
- Correlations 384
- Regression 387
- Multiple Regression 388

15.3 Inferential Statistics 389

- Hypothesis Tests 391
- Reporting Results from a Hypothesis Test 395
- Errors in Hypothesis Testing 396
- Factors That Influence the Outcome of a Hypothesis Test 397
- Supplementing Hypothesis Tests with Measures of Effect Size 399

15.4 Finding the Right Statistics for Your Data 403

- Three Data Structures 403
- Scales of Measurement 404
- Category 1: A Single Group of Participants with One Score per Participant 404
- Category 2: A Single Group of Participants with Two Variables Measured for Each Participant 405
- Category 3: Two or More Groups of Scores with Each Score a Measurement of The Same Variable 407

15.5 Special Statistics for Research 412

- The Spearman–Brown Formula 413
- The Kuder–Richardson Formula 20 413
- Cronbach’s Alpha 414
- Cohen’s Kappa 414

Chapter Summary 417

Key Words 418

Exercises 418

Learning Check Answers 420

CHAPTER 16 Writing an APA-Style Research Report

421



CHAPTER LEARNING OBJECTIVES 421

CHAPTER OVERVIEW 422

16.1 The Goal of a Research Report 422

16.2 General APA Guidelines for Writing Style and Format 423

Some Elements of Writing Style 423

Guidelines for Typing or Word Processing 427

Manuscript Pages 427

16.3 The Elements of an APA-Style Research Report 428

Title Page 428

Abstract 430

Introduction 431

Method 434

Results 436

Discussion 436

References 439

Tables and Figures 441

Appendix 441

Submitting a Manuscript for Publication 441

Conference Presentations: Papers and Posters 444

16.4 Writing a Research Proposal 445

Why Write a Research Proposal? 445

How to Write a Research Proposal 446

Chapter Summary 447

Key Words 447

Exercises 447

Learning Check Answers 448

APPENDICES

A Random Number Table and Instruction 449

B Statistics Demonstrations and Statistical Tables 453

C Instructions for Using SPSS 481

D Sample APA-Style Research Report Manuscript for Publication 501

Glossary 511

References 525

Name Index 533

Subject Index 535

For years, we have watched students come into the psychology research methods course with a fundamental fear of science. Somewhere, these students seem to have developed the idea that psychology is interesting and fun, but science is tedious and difficult. Many students even resent the fact that they have to take a research methods course: “After all, I want to be a psychologist, not a scientist.”

As the semester progresses, however, most of these students begin to lose their fears, and many of them actually begin to enjoy the course. Much of this change in attitude is based on a realization that science is simply the technique that psychologists use to gather information and to answer questions. As long as the questions are interesting, then the task of answering them should also be interesting.

When people watch a magician do an amazing trick, the common response is to ask, “How was that done?” In the same way, when you learn something interesting about human behavior, you ought to ask, “How do they know that?” The answer is that most of the existing knowledge in the behavioral sciences was gathered using scientific research methods. If you are really curious about human behavior, then you should also be curious about the process of studying human behavior.

This textbook is developed from years of teaching research methods. During that time, we tried various examples or explanations in the classroom and observed student response. Over the years, the course evolved into a less intimidating and more interesting approach that is highly effective in getting students interested in research. Our students have been very helpful in this evolutionary process. Their feedback has directed our progress through the development of the research methods course and the writing of this book. In many respects, they have been our teachers.

Overview of Text

Research Methods for the Behavioral Sciences, sixth edition, is intended for an undergraduate Research Methods course in psychology or any of the behavioral sciences. The overall learning objectives of this book include the following:

1. Describe the scientific method and research process
2. Use research databases to locate and obtain psychology articles relevant to a research topic of interest
3. Analyze and evaluate published research
4. Develop an original research question and hypothesis
5. Define measurement validity and reliability, as well as internal and external validity, and identify the various threats to validity
6. Identify ethical issues pertaining to research in psychology
7. Compare and contrast the various research strategies and designs
8. Identify the descriptive and inferential statistical analyses utilized to interpret and evaluate research
9. Compose an APA-style research report or proposal
10. Critically evaluate secondary sources of scientific information