



CAMBRIDGE
UNIVERSITY PRESS

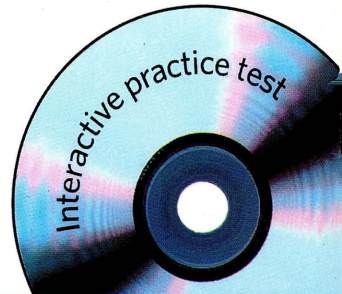


UNIVERSITY of CAMBRIDGE
ESOL Examinations

Cambridge English

Top Tips

for IELTS General Training



Official Cambridge preparation material for IELTS General Training

Produced in collaboration with the British Council



UNIVERSITY of CAMBRIDGE
ESOL Examinations

Top Tips for IELTS General Training

Produced by Cambridge ESOL
in collaboration with the British Council

Acknowledgements

Cambridge ESOL is grateful to the following authors and publishers for permission to reproduce copyright material in the text:

The Association of Train Operating Companies for the text on page 44, adapted from National Rail Family Railcard leaflet © Family and Friends Rail Card and The Association of Train Operating Companies; Footprint Handbooks for the adapted text on page 45 from the Footprint Australia Handbook © Footprint Handbooks; BBC Focus Magazine for the adapted text on page 46 © British Broadcasting Corporation; The Guardian for the text on page 48, adapted from 'Working from home' from Guardian Work, 25 April 2009 © Guardian News & Media; The Guardian for the text on page 55, adapted from 'Mars' from Guardian G2, 27 January 2009 © Guardian News & Media.

Every effort has been made to identify the copyright owners of material used, but it has not always been possible to identify the source or contact the copyright holders. In such cases, Cambridge ESOL would welcome information from the copyright owners.

Cambridge ESOL would also like to thank the following for their contributions to this project:

Margaret Matthews, Felicity O'Dell, Lucy Gubbin and Carole Allsop.

Illustrations by Sandra Lockwood, Artworks Design.

University of Cambridge ESOL Examinations

1 Hills Road, Cambridge, CB1 2EU, UK

www.CambridgeESOL.org

© UCLES 2009

Copyright. The contents of this publication are covered by international copyright law. All rights reserved; no part of this document may be reproduced, stored in a retrieval system, or transmitted in any form or by any means, electronic, mechanical, photocopying, recording or otherwise, without the prior written consent of University of Cambridge ESOL Examinations. Action may be taken against individuals and institutions who do not observe these copyright restrictions.





First published 2009

4th printing 2014

Printed in Poland by Opolgraf

ISBN: 978-1-906438-73-9

Contents

Introduction	4
Guide to IELTS task types	6
How to revise for IELTS	8
 The IELTS Listening test	15
 The IELTS Reading test	39
 The IELTS Writing test	59
 The IELTS Speaking test	71
What to do on the day	81
Answer sheets	84
Understanding your IELTS scores	90
Installing the CD-ROM	91

Introduction

Top Tips for IELTS is an essential part of your revision for the International English Language Testing System (IELTS) test.

Each of the four main sections (Listening, Reading, Writing and Speaking) follows the same structure and is based on a series of pieces of advice (the 'tips') which IELTS' materials writers have collected from many years' experience of involvement in the production of IELTS tests. Each section starts with a tip at the top of the page. The tip is followed by an example taken from IELTS material and a clear explanation to help you understand exactly what it means. Each section ends with some more 'General tips' for that component.

There is also a handy section at the beginning of the book on how to revise for IELTS and a very important section at the back on what you should do on the day of the test.

There is a companion publication to this book, *Top Tips for IELTS Academic*. Please note that the Listening and Speaking sections are common to both books.

IELTS is jointly managed by British Council, University of Cambridge ESOL Examinations (Cambridge ESOL) and IDP: IELTS Australia.

How to use *Top Tips for IELTS*

Take the *Top Tips for IELTS* book with you and read it when you have a few minutes during the day. Then use the CD-ROM to practise at home: it contains an IELTS practice test for you to try, together with the answers for Listening and Reading and some sample answers for the Writing. The CD-ROM also includes all the recordings for the Listening and a video of a candidate doing an example IELTS Speaking test, to show you exactly what you will have to do when you take the test. Practise with some classmates using the Speaking test material on the CD-ROM and compare your performance with the student on the video.

Top Tips for IELTS is flexible. You can look at a different tip from a different section every day, or you can start at the beginning with the tips for the Listening test and work through until you get to the end of the tips for the Speaking test. Whichever method you prefer, read the example and the explanation carefully to make sure that you understand each tip. When you have understood all the tips for each section, try the test on the CD-ROM.

Guide to symbols



This symbol introduces the 'tip' which is at the top of the page. Each tip is some useful advice to help you find the right answer for Listening and Reading. For Writing, the tips show you how to write a better answer to the question, and for Speaking, they explain how you can give good answers which show your true level of English to the examiner.



This is an extra piece of advice which is important for this particular part of the test.



This symbol tells you to go to the CD-ROM, where you will find an IELTS practice test to try.

We hope that *Top Tips for IELTS* will help you with your preparation for taking the IELTS test.

Cambridge ESOL

Guide to question types used in IELTS Reading and Listening

Multiple choice (*Listening and Reading*) You have to read a text or listen to a recording and answer some questions. In Listening multiple-choice tasks, you usually have to choose one of three possible answers (A, B or C) for each question; in Reading you usually choose one of four (A, B, C or D). In some multiple-choice tasks, you have to choose several options from a longer list.

Identifying information (*Reading*) You have to read a text and a series of statements and decide if the statement agrees with the information in the text ('true'), if the statement contradicts the information in the text ('false') or whether there is no information in the text to support the statement ('not given').

Identifying writer's views/claims (*Reading*) You read a text and a series of statements and say whether each statement agrees with the views/claims of the writer. For each statement, you answer 'yes' if the statement does, 'no' if the statement doesn't, or 'not given' if there is no view/claim in the text to support the statement.

Matching information (*Reading*) You have to locate specific information in a paragraph or section of a text.

Matching headings (*Reading*) You have to choose the correct headings for the paragraphs or sections of the text.

Matching features (*Reading*) You have to match numbered items to a set of features (e.g. people or dates) from the text.

Matching sentence endings (*Reading*) You are given the first half of a sentence based on a text and you choose the best way to complete it from a list of possible options.

Sentence, Summary, Note, Table, Flow-chart completion

(Listening and Reading) You listen to a recording, or read a text, and fill in the missing information. Sometimes you complete the task by choosing words from a box rather than words in a Listening/Reading text. There is a limit to the number of words you can use, so pay careful attention to this when you are deciding what your answer should be.

Form completion *(Listening)* You listen to a recording and fill in the missing information in a form. You must pay careful attention to the maximum number of words you can write for each answer.

Diagram label completion *(Reading)* You complete labels on a diagram which relate to a description contained in the text. You must pay careful attention to the maximum number of words you can write for each answer.

Short-answer questions *(Listening and Reading)* You listen to a recording, or read a text, and write short answers to questions. You must pay careful attention to the maximum number of words you can write for each answer.

Matching *(Listening)* You listen to a recording and match each numbered item to one of a list of options (A, B, C etc.) according to the information you hear.

Plan, Map, Diagram labelling *(Listening)* You listen to a recording and label the plan, map or diagram according to the information you hear.